

# Lesson 4 Did You Have Fun?

## 1 We're home!

Hi, Li Ming! Hi, Jenny! Did you have fun today?



Yes, we did!

**Jenny:** We went to a shop. Li Ming bought a T-shirt today.

**Li Ming:** We played ping-pong. I taught Jenny to hit the ball!

Danny wanted to hit the ball, too, but he hit his hand.

**Jenny:** We played basketball, too. I taught Li Ming to throw and catch the ball. He is a good basketball player!

**Mrs. Smith:** Did Danny learn to play basketball, too?

**Li Ming:** Yes, he did. But he thought the basketball was too heavy. He played basketball with a ping-pong ball!

## 2 Bought, taught and thought



Jenny and Li Ming often **buy** things at the shop.



Sometimes, they **teach** each other a sport.



Danny always **thinks** he can catch the ball, but he can't.



This morning, Jenny and Li Ming **bought** things at the shop.



This afternoon, they **taught** each other a sport.



Danny **thought** he could hit the ball, but he hit his hand.

### 3 Let's sing!

Oh, what did you do? Oh, what did you do?  
Oh, what did you do? Li Ming and Jenny.  
We went to a little shop.  
We bought a new heavy ball.  
We taught each other a sport.



### 4 Let's do it!

**Look and write.**

bought

ate

saw

walked

went

taught



Last Sunday, I walked  
to the zoo.



I \_\_\_\_\_ some  
pandas.



I \_\_\_\_\_ some bread  
for lunch.



Li Ming and I \_\_\_\_\_  
to a shop this morning.



Li Ming \_\_\_\_\_ a  
T-shirt.




I \_\_\_\_\_ Li Ming  
to play basketball.

What did you do last Sunday? Please write.

# Lesson 17 What Do You Like to Do?

## 1 What do you like to do?



Jenny likes to fly kites, but Steven likes to play ping-pong.



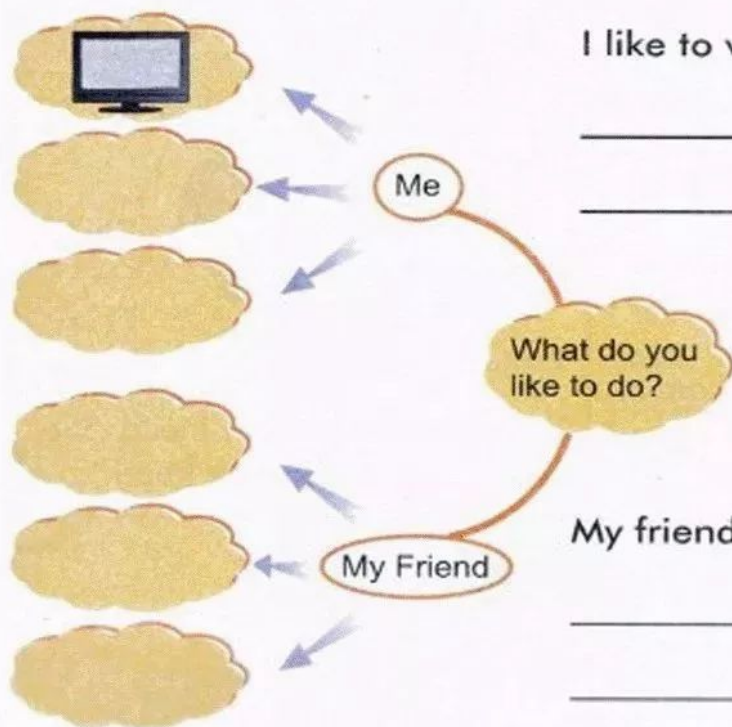
Kim likes to play with her toys, but Danny likes to play computer games.





## 2 Let's do it!

Talk, draw and write.



I like to watch TV.

---



---

My friend likes to \_\_\_\_\_.

---



---

## 3 Letters and sounds

**ou**  
house  
cloudy

**ow**  
cow  
brown

**ar**  
March  
far

**ass**  
class  
grass

Try to read.



**mouse**



**flower**



**star**



**glass**

# Lesson 14 Jenny Writes a Postcard

## 1 Let's write a postcard.

I want to send this postcard to my mum and dad.



It has a picture of the Palace Museum.

Friday, February 7

Dear Mum and Dad,

How are you? I am fine. We are having fun in Beijing. This is the Palace Museum. It is not far from Tian'anmen Square. Tian'anmen Square is very big.

I miss you.

Love,  
Jenny



Mr. and Mrs. Smith

522 Park Road

Edmonton, T6G2R3

Alberta, Canada

Where do you write on a postcard? On the left.

Where do you put the address? On the right.

Write the date first.



Don't forget the stamp.

## 2 Let's sing!


I write you a postcard.  
I send it to you.  
Here's your address on it,  
And a picture, too.



How to write a postcard?  
I write on the left.  
Put the address on the right.  
Yes, we know.

## 3 Let's do it!

**Make a postcard. Write and send it to your friend.**



Four horizontal lines for writing a message on the postcard.